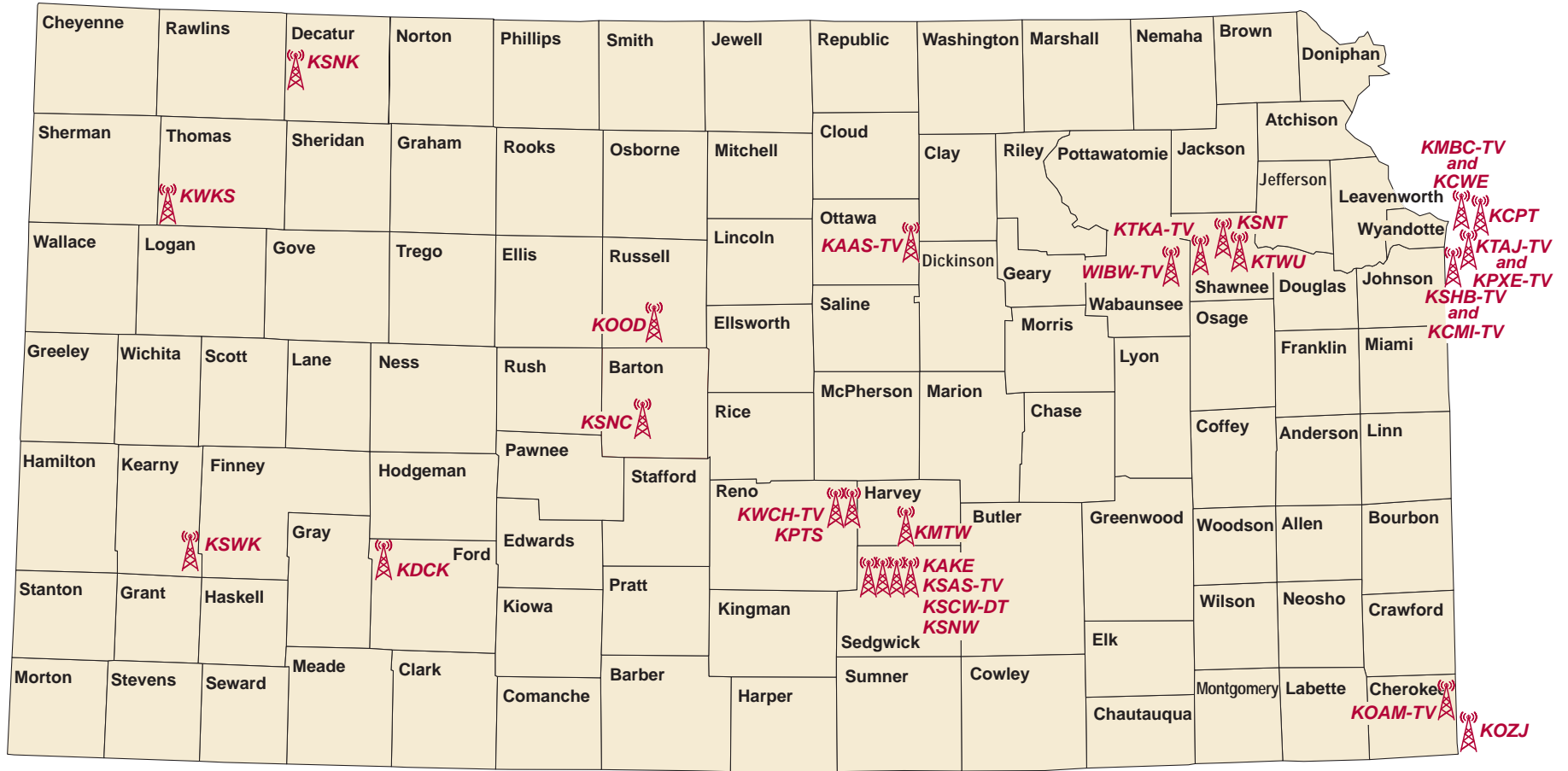


Communications and Information

Communications
and Information

Digital TV Licensees in Kansas with Tower Locations



Source: Institute for Policy & Social Research; data from Federal Communications Commission (FCC), Licensing Database.

 Digital TV Tower
(as of August 8, 2010)

**Radio and Television Stations in Kansas
1971-2011**

Year	Radio Stations			Television Stations
	AM	FM	Total	
1971	63	31	94	15
1972	63	36	99	15
1973	63	36	99	15
1974	61	42	103	14
1975	62	46	108	14
1976	61	49	110	14
1977	61	57	118	14
1978	62	58	120	14
1979	61	64	125	14
1980	63	70	133	14
1981	64	72	136	16
1982	61	73	134	16
1983	63	78	141	19
1984	62	79	141	24
1985	63	90	153	24
1986	67	79	146	22
1987	62	87	149	21
1988	62	89	151	21
1989	61	94	155	20
1990	61	97	158	22
1991	61	101	162	22
1992	61	104	165	23
1993	62	107	169	22
1994	60	115	175	22
1995	61	118	179	22
1996	61	124	185	22
1997	61	128	189	22
1998	62	131	193	22
1999	63	141	204	24
2000	59	136	195	24
2001	70	157	227	36
2002	69	159	228	36
2003	72	166	238	36
2004	72	167	239	38
2005	72	179	251	39
2006	72	183	255	40
2007	72	183	255	40
2008	72	183	255	40
2009	72	185	257	40
2010	68	180	248	34
2011	68	180	248	34

Source: Associated Press Broadcast Services, *Broadcasting Yearbook*, various issues; R.R. Bowker, *Broadcasting and Cable Yearbook*, 1996-2000; Kansas Association of Broadcasters, 2001-2011.

**Circulation of Daily Newspapers in Kansas
2006, 2007, 2009**

City	Newspaper	Established	Issued	2006	2007	2009
Abilene	<i>Abilene Reflector-Chronicle</i>	1872	Mon. - Sat.	3,935	3,935	3,935
Arkansas City	<i>Arkansas City Traveler</i>	1870	Mon. - Sat.	4,832	4,832	4,832
Augusta	<i>Augusta Daily Gazette</i>	1893	Mon. - Fri.	2,247	2,247	2,247
Chanute	<i>The Chanute Tribune</i>	1892	Tues. - Sat.	4,359	4,359	4,359
Clay Center	<i>The Clay Center Dispatch</i>	1873	Mon. - Fri.	3,114	3,114	3,200
Coffeyville	<i>The Coffeyville Journal</i>	1875	Tues. - Fri.; Sun.	4,103	4,103	4,103
Colby	<i>Colby Free Press</i>	1888	Mon. - Fri.	2,069	2,069	2,069
Columbus	<i>The Columbus Daily Advocate</i>	1874	Mon. - Fri.	2,220	2,220	2,220
Concordia	<i>Blade-Empire</i>	1902	Mon. - Fri.	2,357	2,357	2,357
Council Grove	<i>Council Grove Republican</i>	1872	Mon. - Fri.	2,150	2,150	2,150
Derby	<i>The Derby Reporter</i>	1960	Mon. - Fri.	1,500	1,500	-
Dodge City	<i>Dodge City Daily Globe</i>	1911	Mon. - Sat.	9,700	9,700	9,700
El Dorado	<i>The El Dorado Times</i>	1882	Mon. - Fri.	3,396	3,396	3,396
Emporia	<i>The Emporia Gazette</i>	1890	Mon. - Sat.	7,686	7,140	6,355
Fort Scott	<i>The Fort Scott Tribune</i>	1884	Mon. - Sat.	3,289	3,289	3,289
Garden City	<i>The Garden City Telegram</i>	1929	Mon. - Fri. Sat.	8,634 9,075	7,437 7,934	7,432 7,966
Goodland	<i>The Goodland Star-News</i>	1932	Mon. - Fri.	2,004	-	-
Great Bend	<i>Great Bend Tribune</i>	1876	Tues. - Fri. Sun.	6,195 5,997	6,195 5,997	6,195 5,997
Hays	<i>The Hays Daily News</i>	1929	Mon. - Fri. Sun.	12,514 13,286	12,414 13,186	12,414 13,186
Hutchinson	<i>The Hutchinson News</i>	1872	Mon. - Fri. Sat. Sun.	30,688 30,589 35,039	30,653 30,489 34,334	31,019 30,114 34,073
Independence	<i>Independence Daily Reporter</i>	1881	Sun. - Fri.	6,654	6,654	6,654
Iola	<i>Iola Register</i>	1865	Mon. - Sat.	3,750	3,750	3,750
Junction City	<i>The Daily Union</i>	1861	Mon. - Fri. Sun.	4,313 4,832	4,313 4,832	3,357 4,009
Kansas City	<i>Kansas City Kansan</i>	1921	Tues. - Fri. Sat.	8,000 8,065	8,000 8,065	- -
Lawrence	<i>Journal-World</i>	1854	Mon. - Sat. Sun.	18,963 19,135	18,946 19,320	17,225 17,750
Leavenworth	<i>Leavenworth Times</i>	1857	Tues. - Fri. Sat.	5,608 6,318	5,608 6,318	5,608 6,318
Liberal	<i>Southwest Daily Times</i>	1886	Tues. - Fri. Sun.	4,250 4,500	4,250 4,500	4,250 4,500
Lyons	<i>The Lyons Daily News</i>	1906	Mon. - Fri.	2,321	-	-
McPherson	<i>McPherson Sentinel</i>	1887	Tues. - Sat.	4,227	4,227	4,227
Manhattan	<i>The Manhattan Mercury</i>	1884	Mon. - Fri. Sun.	10,304 11,604	10,304 11,604	8,300 9,804
Newton	<i>The Newton Kansan</i>	1872	Mon. - Sat.	7,647	7,513	7,513
Olathe	<i>The Olathe News</i>	1861	Tues. - Fri. Sat.	4,542 4,543	4,011 3,990	- -
Ottawa	<i>The Ottawa Herald</i>	1869	Mon. - Sat.	5,759	5,759	5,759
Parsons	<i>Parsons Sun</i>	1871	Mon. - Sat.	5,420	5,420	5,420
Pittsburg	<i>The Morning Sun</i>	1887	Mon. - Sat. Sun.	10,312 9,300	10,312 9,300	10,312 9,300
Pratt	<i>The Pratt Tribune</i>	1917	Mon. - Fri.	2,139	2,139	2,000
Salina	<i>The Salina Journal</i>	1871	Mon. - Fri. Sat. Sun.	27,804 27,802 28,505	28,004 27,568 28,364	28,026 26,798 28,058
Topeka	<i>The Topeka Capital-Journal</i>	1879	Mon. - Fri. Sat. Sun.	44,094 45,553 53,807	44,238 46,197 54,302	35,807 37,051 44,511
Wellington	<i>Wellington Daily News</i>	1901	Mon. - Fri.	3,170	3,170	-
Wichita	<i>The Wichita Eagle</i>	1872	Mon. - Fri. Sat. Sun.	83,751 109,222 138,885	81,334 96,765 131,825	67,171 79,938 114,692
Winfield	<i>Winfield Daily Courier</i>	1871	Mon. - Sat.	4,282	4,493	4,522

Source: *Editor & Publisher International Yearbook: The Encyclopedia of the Newspaper Industry*, 2007, 2008 and 2010.

Single dash (-) indicates not available.

**Circulation of Weekly Newspapers in Kansas
2009**

City*	Newspaper	Established	Issued	2009
Alma	<i>The Signal Enterprise</i>	1884	Thur.	1,462
Andover	<i>Andover Journal-Advocate</i>	1971	Thur.	1,700
Anthony	<i>Anthony Republican & 4 County News</i>	1879	Wed.	2,600
Ashland	<i>The Clark County Clipper</i>	-	Thur.	1,260
Baxter Springs	<i>The Baxter Springs News</i>	-	Thur.	1,700
Belle Plaine	<i>The Belle Plaine News</i>	1879	Thur.	1,048
Belleville	<i>The Belleview Telescope</i>	1870	Thur.	3,500
Bird City	<i>Bird City Times</i>	1926	Thur.	568
Bonner Springs	<i>The Chieftain</i>	1896	Thur.	11,200
Burlington	<i>The Coffey County Republican</i>	-	Tues., Fri.	3,000
Caldwell	<i>Caldwell Messenger</i>	-	Wed.	1,350
Caney	<i>Montgomery County Chronicle</i>	1885	Thur.	2,053
Cawker City	<i>Cawker City Ledger</i>	-	Thur.	934
Cherryvale	<i>Cherryvale Chronicle</i>	1885	Thur.	3,100
Chetopa	<i>Labette Avenue</i>	1879	Wed.	963
Cimarron	<i>Jacksonian</i>	-	Wed.	1,200
Clearwater	<i>Times Sentinel</i>	1894	Thur.	3,000
Clyde	<i>Clyde Republican</i>	-	Thur.	1,000
Coldwater	<i>The Western Star</i>	1886	Thur.	1,030
Conway Springs	<i>Conway Springs Star and The Argonia Argosy</i>	1884	Thur.	1,350
Cottonwood Falls	<i>Chase County Leader-News</i>	1871	Thur.	1,425
Courtland	<i>Courtland Journal</i>	-	Thur.	720
Dighton	<i>The Dighton Herald</i>	1885	Wed.	1,000
Downs	<i>The Downs News & Times</i>	-	Thur.	1,155
Elkhart	<i>Elkhart Tri-State News</i>	-	Thur.	1,850
Ellinwood	<i>Ellinwood Leader</i>	1894	Fri.	1,666
Ellis	<i>The Ellis Review</i>	1880	Thur.	1,162
Ellsworth	<i>Independent Reporter</i>	1871	Thur.	2,745
Erie	<i>The Erie Record</i>	1876	Thur.	1,156
Eudora	<i>Eudora News</i>	1989	Thur.	1,450
Eureka	<i>The Eureka Herald</i>	-	Thur.	2,340
Frankfort	<i>Frankfort Area News</i>	1990	Wed.	800
Fredonia	<i>Wilson County Citizen</i>	1870	Mon., Thur.	4,069
Galena	<i>Galena Sentinel Times</i>	-	Wed.	1,425
Gardner	<i>Gardner News</i>	-	Wed.	2,020
Garnett	<i>The Anderson County Review</i>	1965	Tues.	3,230
Goodland	<i>Goodland Star-News</i>	1932	Tues., Fri.	2,004
Greensburg	<i>Kiowa County Signal</i>	-	Wed.	1,250
Hanover	<i>Hanover News</i>	-	Fri.	1,234
Herington	<i>The Herington Times</i>	1889	Thur.	2,208
Hesston	<i>Hesston Record</i>	-	Thur.	1,204
Hiawatha	<i>Hiawatha World</i>	1908	Tues., Fri.	2,300
Hill City	<i>The Hill City Times</i>	1886	Wed.	2,260
Hillsboro	<i>The Hillsboro Star-Journal</i>	-	Wed.	2,000
Holton	<i>The Holton Recorder</i>	1867	Mon., Wed.	5,000
Horton	<i>The Horton Headlight</i>	1886	Thur.	1,800
Hoxie	<i>The Hoxie Sentinel</i>	-	Thur.	1,801
Hugoton	<i>The Hugoton Hermes</i>	1887	Thur.	2,300
Jetmore	<i>The Jetmore Republican</i>	1878	Wed.	1,500
Johnson	<i>Johnson Pioneer</i>	-	Thur.	938
Kansas City	<i>The Wyandotte West</i>	1968	Thur.	4,500
Kingman	<i>Kingman Leader-Courier</i>	-	Tues., Thur.	3,050

**Circulation of Weekly Newspapers in Kansas
2009**

City*	Newspaper	Established	Issued	2009
Kinsley	<i>Edwards County Sentinel</i>	-	Wed.	1,200
Kiowa	<i>The Kiowa News</i>	-	Wed.	1,284
La Crosse	<i>The Rush County News</i>	1942	Thur.	1,800
Lakin	<i>The Lakin Independent</i>	-	Thur.	1,700
Lawrence	<i>River City Pulse</i>	1891	Wed.	27,500
Lebanon	<i>The Lebanon Times</i>	1887	Thur.	540
Leoti	<i>The Leoti Standard</i>	-	Wed.	1,030
Liberal	<i>Los Tiempos</i>	-	Thur.	8,500
Lincoln	<i>Lincoln Sentinel-Republican</i>	-	Thur.	3,500
Lindsborg	<i>The Lindsborg News-Record</i>	-	Thur.	2,899
Linn	<i>Linn-Palmer Record</i>	-	Thur.	1,133
Logan	<i>The Logan Republican</i>	-	Thur.	1,000
Louisburg	<i>Louisburg Herald</i>	-	Wed.	2,350
Lucas	<i>Lucas-Sylvan News</i>	1896	Thur.	950
Lyons	<i>The Lyons News</i>	1906	Tues., Fri.	2,321
Madison	<i>The Madison News</i>	1909	Thur.	865
Manhattan	<i>Grass & Grain</i>	-	Tues.	14,000
Mankato	<i>Jewell County Record</i>	1890	Thur.	1,005
Marion	<i>Marion County Record</i>	1869	Wed.	2,823
Marquette	<i>Marquette Tribune</i>	1887	Wed.	600
Marysville	<i>Marysville Advocate</i>	1885	Thur.	5,451
Meade	<i>Meade County News</i>	-	Wed.	1,300
Medicine Lodge	<i>Gyp Hill Premiere</i>	-	Mon.	1,200
Miltonvale	<i>Miltonvale Record</i>	1898	Thur.	621
Minneapolis	<i>Minneapolis Messenger</i>	1875	Thur.	2,333
Minneola	<i>The Minneola Record</i>	-	Thur.	1,014
Moundridge	<i>The Ledger</i>	1887	Thur.	1,300
Mount Hope	<i>The Mount Hope Clarion</i>	1885	Thur.	1,550
Mulberry	<i>The Mulberry Advance</i>	-	Fri.	125
Mullinville	<i>Merchant's Directory</i>	1969	Wed.	360
Mulvane	<i>The Mulvane News</i>	-	Thur.	1,750
Natoma	<i>Natoma Luray Independent</i>	1909	Wed., Fri.	6,054
Neodesha	<i>Neodesha Derrick</i>	1883	Thur.	1,899
Ness City	<i>Ness County News</i>	1884	Thur.	2,248
Norton	<i>The Norton Telegram</i>	1906	Mon. Tues., Fri.	4,600 1,756
Norwich	<i>The Norwich News</i>	1987	Tues.	233
Oakley	<i>The Oakley Graphic</i>	-	Wed.	1,200
Oberlin	<i>The Oberlin Herald</i>	1879	Wed.	2,517
Osage City	<i>Osage County Herald-Chronicle</i>	1863	Thur.	4,900
Osawatomie	<i>Osawatomie Graphic</i>	-	Wed.	3,500
Osborne	<i>Osborne County Farmer</i>	1872	Thur.	2,600
Oskaloosa	<i>Oskaloosa Independent</i>	-	Thur.	2,310
Overland Park	<i>The Sun Newspapers</i>	1950	Wed.	100,000
Oxford	<i>The Oxford Register</i>	1889	Thur.	524
Paola	<i>The Miami County Republic</i>	1866	Wed., Fri.	5,150
Peabody	<i>The Gazette-Bulletin</i>	1873	Wed.	1,409
Phillipsburg	<i>Phillips County Review</i>	-	Wed.	2,000
Plainville	<i>Plainville Times</i>	-	Thur.	2,440
Pleasanton	<i>The Linn County News</i>	-	Wed.	2,600
Quinter	<i>Gove County Advocate</i>	-	Wed.	1,900
Russell	<i>The Russell County News</i>	1930, 1960	Wed., Fri.	2,300

**Circulation of Weekly Newspapers in Kansas
2009**

City*	Newspaper	Established	Issued	2009
Sabetha	<i>The Sabetha Herald</i>	-	Wed.	2,592
St. Francis	<i>The Saint Francis Herald</i>	1885	Thur.	1,504
St. John	<i>St. John News</i>	-	Wed.	1,114
St. Marys	<i>St. Marys Star</i>	1884	Wed.	1,850
Sedan	<i>Prairie Star</i>	-	Wed.	1,400
Seneca	<i>The Seneca Courier-Tribune</i>	1861	Wed.	3,192
Sharon Springs	<i>The Western Times</i>	1874	Thur.	3,660
Smith Center	<i>Smith County Pioneer</i>	-	Thur.	3,543
South Haven	<i>The South Haven New Era</i>	1886	Tues.	365
Spearville	<i>Spearville News</i>	1899	Thur.	800
Spring Hill	<i>Spring Hill New Era</i>	-	Wed.	2,010
Stafford	<i>Stafford Courier</i>	1903	Wed.	1,000
Sterling	<i>Sterling Bulletin</i>	1876	Thur.	1,147
Sublette	<i>The Haskell County Monitor-Chief</i>	-	Wed.	800
Syracuse	<i>The Syracuse Journal</i>	-	Wed.	1,017
Tonganoxie	<i>The Mirror</i>	1882	Wed.	2,555
Tribune	<i>Greeley County Republican</i>	-	Wed.	1,414
Troy	<i>The Kansas Chief</i>	-	Thur.	3,225
Turon	<i>The Record</i>	1921	Thur.	576
Ulysses	<i>The Ulysses News</i>	-	Thur.	2,616
Valley Center	<i>Ark Valley News</i>	-	Thur.	3,093
Valley Falls	<i>Valley Falls Vindicator</i>	1863	Thur.	2,400
WaKeeney	<i>Western Kansas World</i>	1879	Thur.	2,100
Wamego	<i>Wamego Smoke Signal</i>	1974	Wed.	9,823
	<i>The Wamego Times</i>	-	Thur.	1,300
Washington	<i>The Washington County News</i>	1868	Thur.	2,816
Waterville	<i>Telegraph</i>	1870	Sat.	755
White City	<i>The Prairie Post</i>	1993	Thur.	900
Yates Center	<i>Yates Center News</i>	1878	Thur.	2,190

Source: *Editor & Publisher International Yearbook: The Encyclopedia of the Newspaper Industry, Part 2, 2010.*

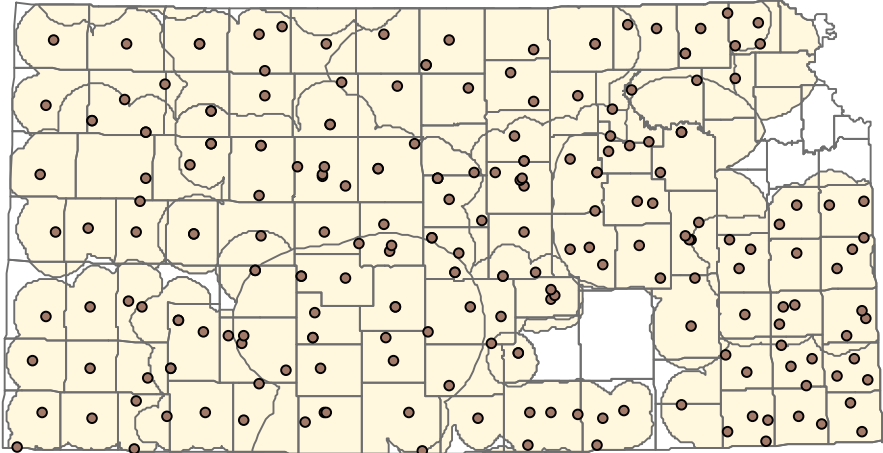
* Primary city of circulation

Single dash (-) indicates not reported.

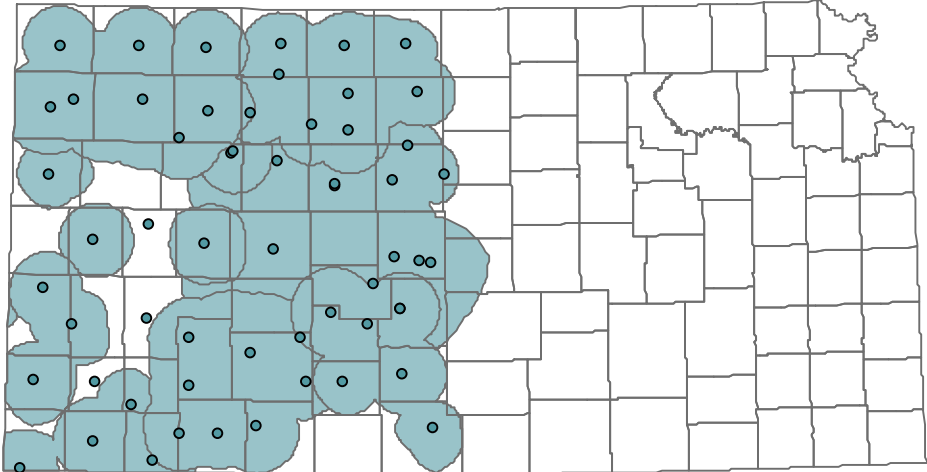


Cellular Towers and Coverage Areas in Kansas, by Licensee

Alltel Communications, LLC



Peach Acquisitions LLC

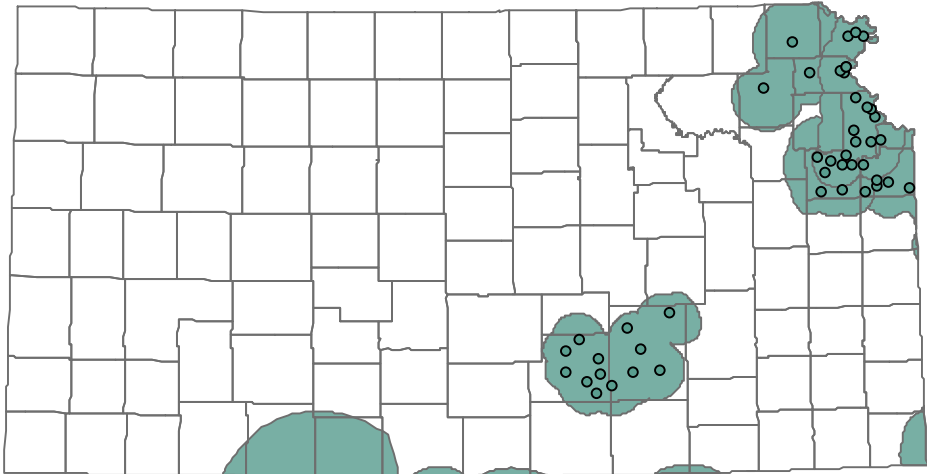


As of August 8, 2010

● Tower Location

○ Coverage Area

New Cingular Wireless PCS, LLC

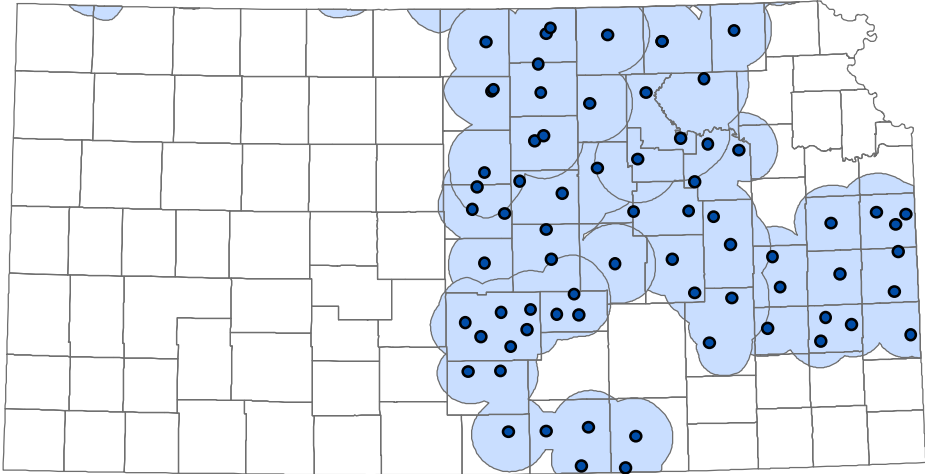


Source: Institute for Policy & Social Research; data from the Federal Communications Commission (FCC).

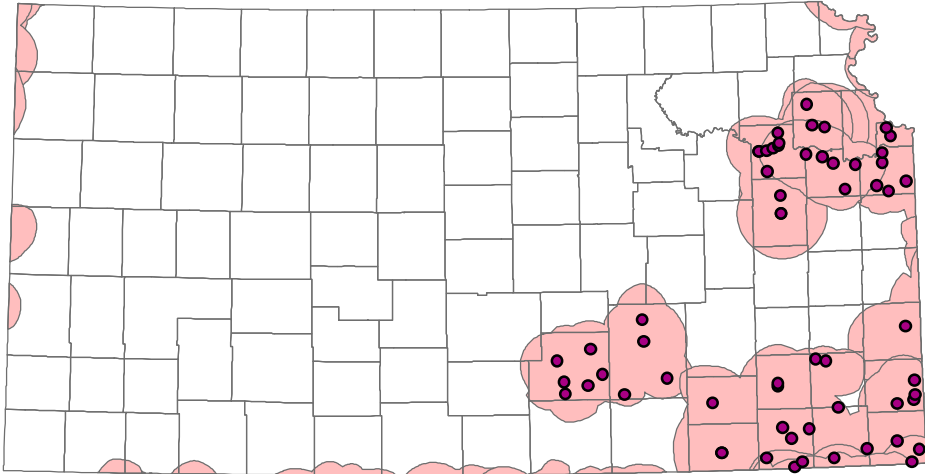


Cellular Towers and Coverage Areas in Kansas, by Licensee

USCOC of Nebraska/Kansas, LLC

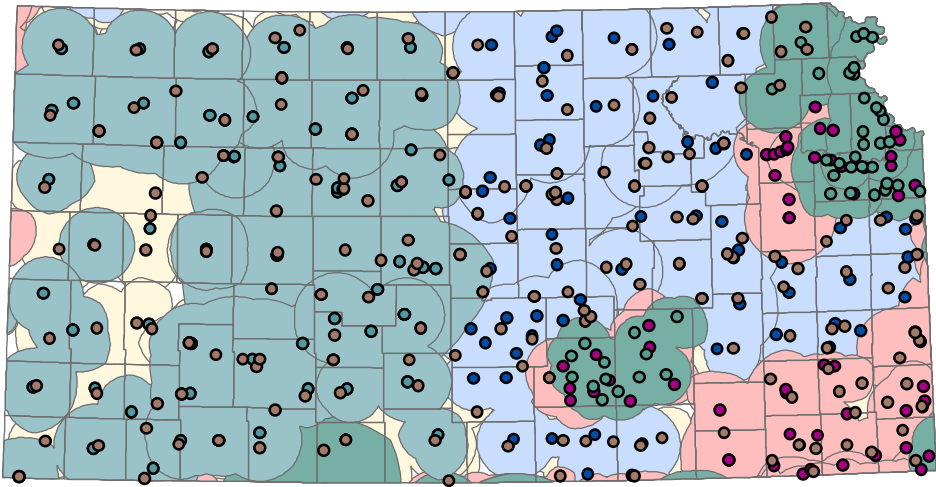


All Other Licensees



As of August 8, 2010
● Tower Location
○ Coverage Area

Cellular Coverage by All Licensees



Source: Institute for Policy & Social Research; data from the Federal Communications Commission (FCC).

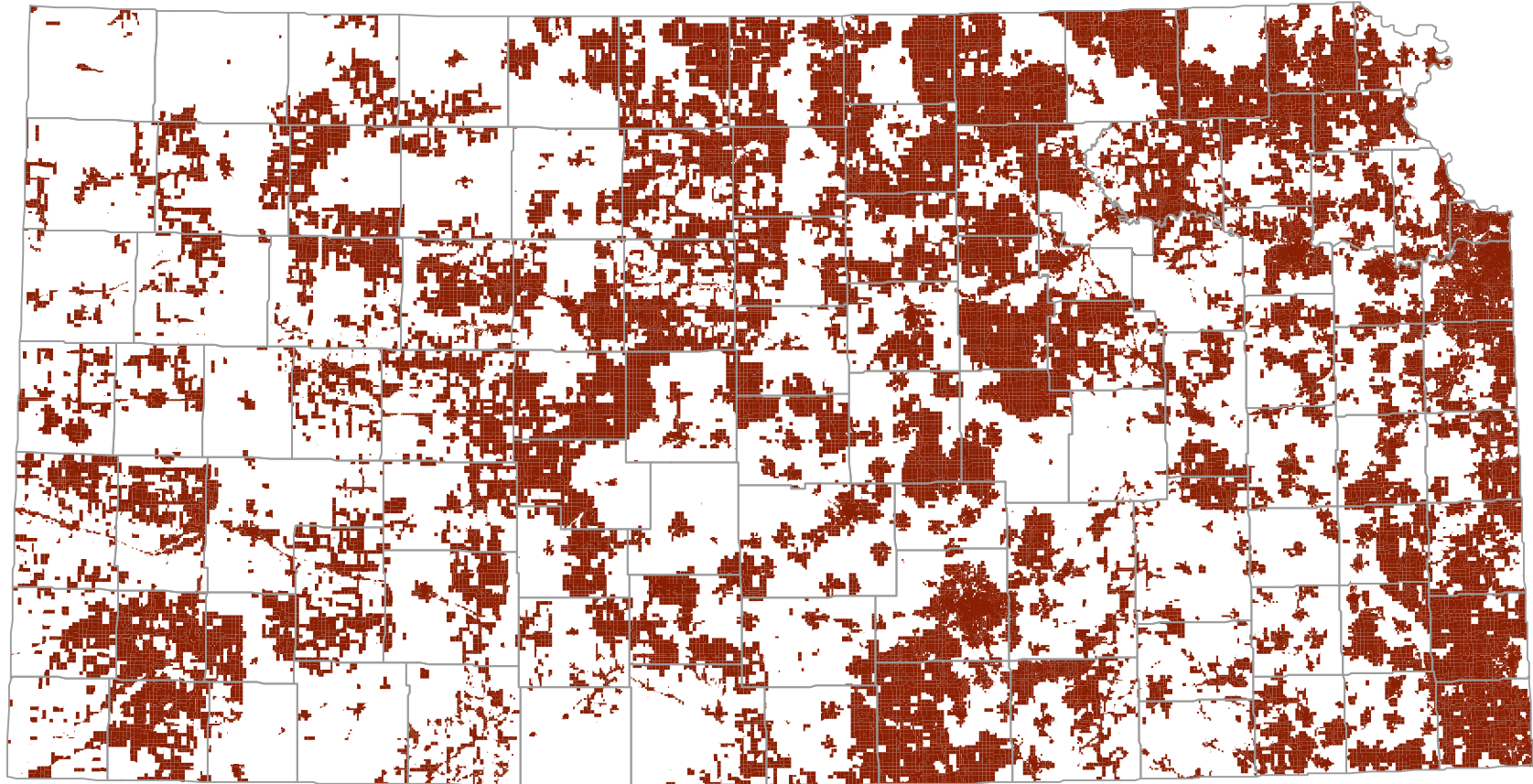
Persons Using the Internet by Type of Connection and State, 2010

County	Total Persons Age 3 and Over (in thousands)	Percent with Internet Use			Percent with No Internet Use
		Anywhere	In the Home		
			Broadband	Dial-up	
Alabama	4,503	69.3	54.8	3.3	30.7
Alaska	660	79.4	67.3	3.8	20.6
Arizona	6,340	70.8	63.1	0.7	29.3
Arkansas	2,743	63.6	49.8	3.8	36.5
California	35,181	71.0	62.0	2.0	29.0
Colorado	4,836	74.6	66.0	2.1	25.4
Connecticut	3,364	78.1	72.6	1.1	21.9
Delaware	842	69.0	60.8	2.1	31.0
District of Columbia	581	74.8	65.9	1.4	25.2
Florida	17,688	72.6	64.2	1.2	27.4
Georgia	9,296	71.5	61.7	1.3	28.5
Hawaii	1,210	69.7	62.0	1.3	30.3
Idaho	1,468	74.5	65.2	2.7	25.5
Illinois	12,248	72.2	62.9	1.6	27.8
Indiana	6,139	67.9	56.3	2.0	32.1
Iowa	2,843	74.4	65.4	2.2	25.6
Kansas	2,649	77.1	67.9	1.4	22.9
Kentucky	4,067	64.8	54.2	2.7	35.2
Louisiana	4,272	67.6	56.3	1.7	32.4
Maine	1,254	76.6	64.9	4.5	23.4
Maryland	5,431	77.2	69.1	2.0	22.8
Massachusetts	6,389	78.4	72.2	0.8	21.7
Michigan	9,473	74.4	63.3	3.0	25.6
Minnesota	5,001	77.4	67.1	2.3	22.6
Mississippi	2,789	62.7	46.2	5.4	37.3
Missouri	5,625	69.8	58.8	2.5	30.2
Montana	920	71.2	57.9	3.4	28.8
Nebraska	1,695	75.9	64.6	1.8	24.1
Nevada	2,528	71.8	63.3	2.3	28.2
New Hampshire	1,270	80.3	73.2	2.2	19.7
New Jersey	8,269	74.6	67.8	1.2	25.4
New Mexico	1,899	64.0	48.2	4.1	36.0
New York	18,549	70.0	62.2	1.5	30.0
North Carolina	8,901	68.6	59.9	2.6	31.4
North Dakota	608	76.8	68.9	1.7	23.2
Ohio	11,000	71.5	60.1	2.8	28.5
Oklahoma	3,505	70.1	58.2	3.4	29.9
Oregon	3,695	76.6	66.6	2.8	23.5
Pennsylvania	11,981	73.1	64.4	1.9	26.9
Rhode Island	994	73.3	66.3	0.7	26.7
South Carolina	4,310	65.7	53.5	3.5	34.3
South Dakota	763	72.8	60.6	2.7	27.3
Tennessee	6,068	64.6	55.6	3.0	35.4
Texas	23,481	67.7	57.6	1.8	32.3
Utah	2,681	78.2	68.7	1.9	21.8
Vermont	592	76.4	63.6	3.9	23.7
Virginia	7,418	73.3	65.2	2.5	26.7
Washington	6,373	79.8	70.4	1.8	20.3
West Virginia	1,753	67.1	55.7	4.4	32.9
Wisconsin	5,401	77.7	67.8	2.4	22.3
Wyoming	521	78.0	67.3	1.2	22.0
United States	292,065	71.7	62.2	2.1	28.3

Source: U.S. Department of Commerce, National Telecommunications and Information Administration, Current Population Survey (CPS) Internet Use, 2010, http://www.ntia.doc.gov/data/CPS2010_Tables.html (accessed February 24, 2011).



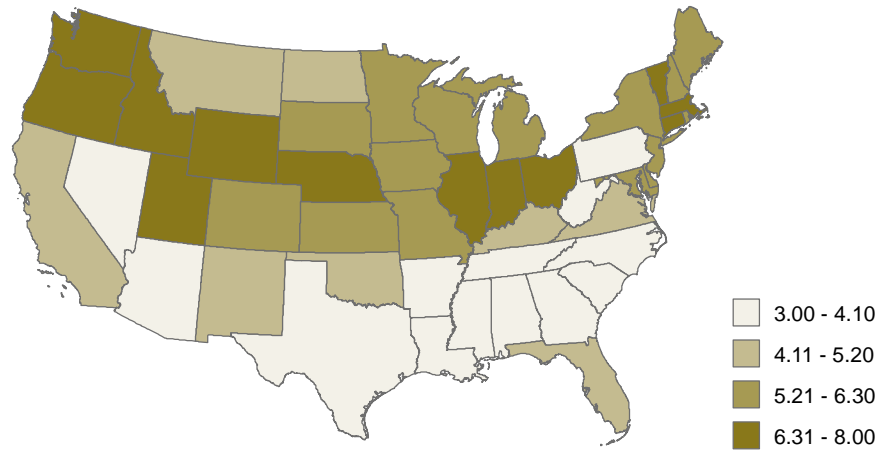
Broadband Availability in Kansas, 2010



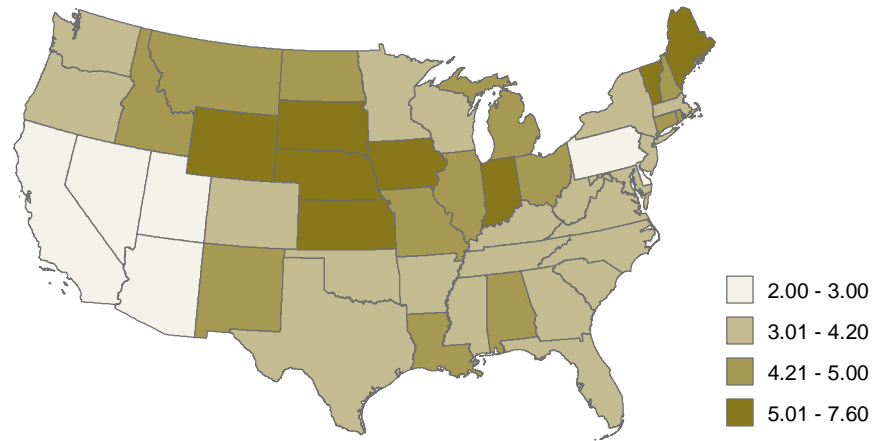
Source: Institute for Policy & Social Research; data from U.S. Department of Commerce, National Telecommunication and Information Administration, State Broadband Initiative (June 30, 2010).



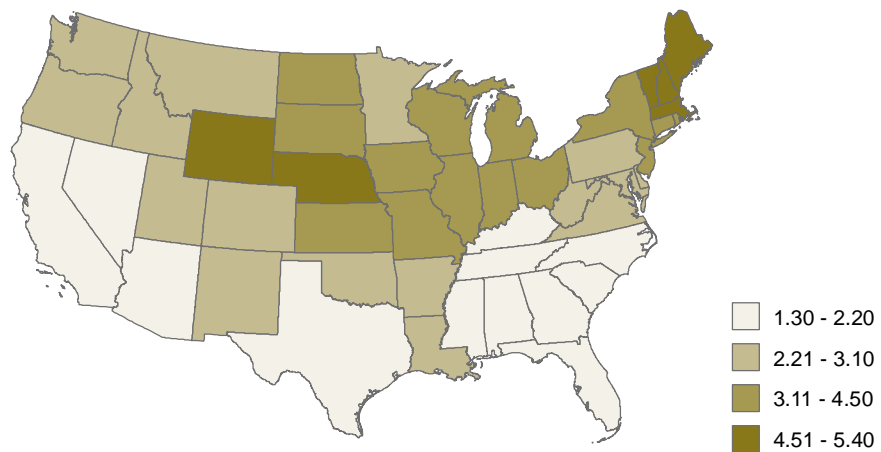
Library Visits per Capita by State, FY2008



Public-Use Internet Computers in Public Libraries per 5,000 People by State, FY2008



Printed Library Materials per Capita by State, FY2008



Source: Institute for Policy & Social Research; data from Institute of Museum and Library Services, Survey of Public Libraries in the United States, Fiscal Year 2008.

Public Library Materials by State, Fiscal Year 2008

State	Number of Public Libraries	Printed Materials		Audio		Video		Serial Subscriptions	
		Number (in 1,000s)	Per Capita	Number (in 1,000s)	Per 1,000 Population	Number (in 1,000s)	Per 1,000 Population	Number (in 1,000s)	Per 1,000 Population
Alabama	210	9,615	2.2	448	100.9	477	107.4	13	2.8
Alaska	86	2,491	3.7	123	180.4	199	292.9	7	9.7
Arizona	86	8,619	1.3	595	91.6	675	104.0	19	2.9
Arkansas	51	6,450	2.4	230	86.7	272	102.3	10	3.7
California	181	74,197	2.0	3,439	90.4	4,201	110.4	131	3.4
Colorado	115	12,039	2.5	1,005	206.8	1,020	209.8	27	5.5
Connecticut	195	15,609	4.4	790	224.9	946	269.4	30	8.4
Delaware	21	1,991	2.5	107	135.0	132	167.1	6	7.2
District of Columbia	1	2,063	3.5	94	160.3	65	110.8	3	5.3
Florida	80	32,736	1.7	2,434	129.7	3,000	159.8	74	4.0
Georgia	59	16,087	1.7	662	71.1	799	85.7	25	2.7
Hawaii	1	3,399	2.6	142	110.6	125	97.7	5	4.1
Idaho	104	4,192	3.1	227	170.7	220	164.9	7	5.3
Illinois	634	45,263	3.9	2,781	238.0	2,571	220.0	107	9.1
Indiana	238	25,873	4.5	1,586	278.1	1,833	321.5	57	10.1
Iowa	539	12,235	4.1	625	210.9	711	239.8	37	12.4
Kansas	327	10,381	4.4	519	219.3	691	292.1	22	9.4
Kentucky	116	8,674	2.1	492	117.0	516	122.8	20	4.7
Louisiana	68	11,641	2.6	385	87.4	621	140.9	25	5.7
Maine	272	6,505	5.4	222	183.2	285	234.7	11	9.2
Maryland	24	14,378	2.6	1,041	185.9	815	145.6	38	6.8
Massachusetts	370	32,713	5.1	1,585	245.8	1,569	243.4	56	8.6
Michigan	384	34,556	3.5	2,084	209.9	1,821	183.4	68	6.8
Minnesota	138	14,762	2.8	882	167.5	854	162.3	35	6.6
Mississippi	50	5,530	1.9	216	73.6	281	95.5	10	3.4
Missouri	152	18,034	3.5	865	169.0	826	161.4	41	8.1
Montana	80	2,732	3.0	118	131.5	133	147.8	5	5.8
Nebraska	270	6,643	5.1	296	227.9	301	232.1	15	11.7
Nevada	22	5,405	2.0	413	150.6	486	177.3	10	3.5
New Hampshire	231	6,210	4.7	264	201.7	319	243.1	17	13.0
New Jersey	303	30,342	3.6	1,421	170.4	1,573	188.7	55	6.5
New Mexico	91	4,578	2.9	226	145.3	196	125.9	11	7.0
New York	755	74,635	3.9	5,207	275.1	4,002	211.4	200	10.6
North Carolina	77	16,833	1.9	729	80.3	637	70.2	35	3.9
North Dakota	81	2,453	4.3	98	172.0	104	182.0	5	8.0
Ohio	251	46,893	4.1	4,134	359.2	4,554	395.6	176	15.2

Public Library Materials by State, Fiscal Year 2008

State	Number of Public Libraries	Printed Materials		Audio		Video		Serial Subscriptions	
		Number (in 1,000s)	Per Capita	Number (in 1,000s)	Per 1,000 Population	Number (in 1,000s)	Per 1,000 Population	Number (in 1,000s)	Per 1,000 Population
Oklahoma	115	7,249	2.4	317	106.4	305	102.5	13	4.2
Oregon	126	9,407	2.8	909	271.3	736	219.8	21	6.4
Pennsylvania	457	29,837	2.5	2,331	194.7	1,585	132.4	61	5.1
Rhode Island	48	4,420	4.2	153	144.5	213	201.7	7	6.9
South Carolina	42	9,421	2.1	419	94.9	499	113.0	22	4.9
South Dakota	114	3,134	4.5	129	184.0	156	222.8	6	8.0
Tennessee	187	11,595	1.9	505	83.0	515	84.6	17	2.8
Texas	561	41,797	1.9	2,110	94.8	2,329	104.6	67	3.0
Utah	69	6,556	2.5	779	297.9	552	211.0	16	6.2
Vermont	183	2,900	4.8	136	224.5	150	248.3	7	12.0
Virginia	91	19,181	2.5	1,133	149.1	960	126.3	35	4.6
Washington	64	16,433	2.5	1,267	196.2	1,261	195.3	46	7.1
West Virginia	97	5,119	2.8	208	115.0	235	130.1	7	4.0
Wisconsin	381	19,843	3.5	2,519	444.0	1,701	299.7	50	8.9
Wyoming	23	2,447	4.7	198	379.0	134	257.2	5	9.9
United States	9,221	816,099	2.8	49,596	168.2	49,160	166.7	1,790	6.1

Source: Institute of Museum and Library Services, *Public Libraries Survey, Fiscal Year 2008*, http://harvester.census.gov/imls/pubs/pls/pub_detail.asp?id=130 (accessed November 2, 2010).

Data may not sum to total due to rounding.

Public Library Service by State, Fiscal Year 2008

State	Number of Public Libraries	Library Visits		Reference Transactions		Total Circulation	
		Total (1,000s)	Per Capita	Total (1,000s)	Per Capita	Total (1,000s)	Per Capita
Alabama	210	15,477	3.5	3,397	0.8	19,480	4.4
Alaska	86	3,473	5.1	424	0.6	4,276	6.3
Arizona	86	26,196	4.0	4,561	0.7	47,617	7.3
Arkansas	51	9,909	3.7	1,839	0.7	13,099	4.9
California	181	171,873	4.5	32,546	0.9	220,108	5.8
Colorado	115	30,666	6.3	5,905	1.2	58,214	12.0
Connecticut	195	23,775	6.8	4,879	1.4	32,866	9.4
Delaware	21	4,361	5.5	465	0.6	8,210	10.4
District of Columbia	1	2,705	4.6	833	1.4	1,782	3.0
Florida	80	84,363	4.5	29,435	1.6	115,644	6.2
Georgia	59	36,980	4.0	9,386	1.0	43,664	4.7
Hawaii	1	5,891	4.6	895	0.7	7,020	5.5
Idaho	104	8,550	6.4	1,119	0.8	12,478	9.4
Illinois	634	77,553	6.6	14,064	1.2	105,342	9.0
Indiana	238	41,168	7.2	5,594	1.0	78,211	13.7
Iowa	539	18,534	6.3	1,864	0.6	28,349	9.6
Kansas	327	14,671	6.2	2,581	1.1	26,903	11.4
Kentucky	116	18,512	4.4	3,594	0.9	28,156	6.7
Louisiana	68	14,632	3.3	5,085	1.2	17,676	4.0
Maine	272	7,188	5.9	747	0.6	9,310	7.7
Maryland	24	32,814	5.9	5,905	1.1	55,165	9.9
Massachusetts	370	42,169	6.5	5,515	0.9	54,183	8.4
Michigan	384	54,390	5.5	8,974	0.9	79,293	8.0
Minnesota	138	28,793	5.5	4,193	0.8	56,508	10.7
Mississippi	50	8,859	3.0	1,698	0.6	8,572	2.9
Missouri	152	28,353	5.5	5,484	1.1	47,987	9.4
Montana	80	4,063	4.5	413	0.5	5,832	6.5
Nebraska	270	8,983	6.9	1,118	0.9	13,670	10.5
Nevada	22	10,956	4.0	1,797	0.7	17,878	6.5
New Hampshire	231	7,302	5.6	850	0.6	11,057	8.4
New Jersey	303	49,289	5.9	8,520	1.0	60,605	7.3
New Mexico	91	7,487	4.8	1,325	0.9	9,817	6.3
New York	755	117,214	6.2	28,035	1.5	155,220	8.2
North Carolina	77	37,600	4.1	12,128	1.3	52,659	5.8
North Dakota	81	2,426	4.3	415	0.7	4,117	7.2
Ohio	251	92,280	8.0	20,917	1.8	192,319	16.7
Oklahoma	115	14,551	4.9	2,145	0.7	20,706	7.0
Oregon	126	22,267	6.6	2,606	0.8	51,709	15.4
Pennsylvania	457	48,315	4.0	8,383	0.7	69,760	5.8
Rhode Island	48	6,330	6.0	852	0.8	7,376	7.0
South Carolina	42	16,770	3.8	4,804	1.1	23,748	5.4
South Dakota	114	3,922	5.6	611	0.9	5,876	8.4
Tennessee	187	20,454	3.4	3,994	0.7	24,777	4.1
Texas	561	74,221	3.3	15,813	0.7	109,274	4.9
Utah	69	17,487	6.7	4,415	1.7	33,915	13.0
Vermont	183	3,893	6.4	486	0.8	4,628	7.7
Virginia	91	39,888	5.2	7,267	1.0	69,749	9.2
Washington	64	42,271	6.5	6,524	1.0	78,346	12.1
West Virginia	97	6,008	3.3	881	0.5	7,605	4.2
Wisconsin	381	35,467	6.3	5,044	0.9	62,067	10.9
Wyoming	23	3,560	6.8	590	1.1	4,728	9.0
United States	9,221	1,504,861	5.1	300,915	1.0	2,277,549	7.7

Source: Institute of Museum and Library Services, *Public Libraries Survey, Fiscal Year 2008*, http://harvester.census.gov/imls/pubs/pls/pub_detail.asp?id=130 (accessed November 2, 2010).

Data may not sum to total due to rounding.

**Number of Public Libraries Providing Public-Use Internet Terminals
and Use of Electronic Resources by State, Fiscal Year 2008**

State	Number of Public Libraries	Number of Public-Use Internet Terminals		Use of Electronic Resources	
		Total	Per 5,000 Population	Total (in 1,000s)	Per Capita
Alabama	210	4,445	5.0	3,741	0.8
Alaska	86	558	4.1	1,005	1.5
Arizona	86	3,686	2.8	6,490	1.0
Arkansas	51	1,855	3.5	3,003	1.1
California	181	17,505	2.3	38,421	1.0
Colorado	115	3,971	4.1	8,071	1.7
Connecticut	195	3,434	4.9	5,774	1.6
Delaware	21	459	2.9	434	0.5
District of Columbia	1	325	2.8	148	0.3
Florida	80	13,200	3.5	21,754	1.2
Georgia	59	6,328	3.4	14,055	1.5
Hawaii	1	530	2.1	541	0.4
Idaho	104	1,245	4.7	1,875	1.4
Illinois	634	10,509	4.5	16,329	1.4
Indiana	238	6,944	6.1	10,110	1.8
Iowa	539	3,580	6.0	4,261	1.4
Kansas	327	3,015	6.4	3,914	1.7
Kentucky	116	3,278	3.9	4,482	1.1
Louisiana	68	4,365	4.9	6,561	1.5
Maine	272	1,437	5.9	1,393	1.1
Maryland	24	3,790	3.4	6,740	1.2
Massachusetts	370	5,030	3.9	9,317	1.4
Michigan	384	9,725	4.9	12,925	1.3
Minnesota	138	4,467	4.2	6,749	1.3
Mississippi	50	2,047	3.5	2,203	0.7
Missouri	152	4,592	4.5	5,105	1.0
Montana	80	855	4.7	1,286	1.4
Nebraska	270	1,906	7.3	2,480	1.9
Nevada	22	1,076	2.0	2,802	1.0
New Hampshire	231	1,152	4.4	1,330	1.0
New Jersey	303	6,539	3.9	12,009	1.4
New Mexico	91	1,405	4.5	1,884	1.2
New York	755	14,604	3.9	22,966	1.2
North Carolina	77	6,119	3.4	9,603	1.1
North Dakota	81	501	4.4	537	0.9
Ohio	251	11,480	5.0	22,696	2.0
Oklahoma	115	2,179	3.7	5,638	1.9
Oregon	126	2,240	3.3	4,073	1.2
Pennsylvania	457	7,166	3.0	8,857	0.7
Rhode Island	48	1,024	4.8	1,550	1.5
South Carolina	42	3,020	3.4	4,877	1.1
South Dakota	114	920	6.6	924	1.3
Tennessee	187	3,918	3.2	5,939	1.0
Texas	561	14,831	3.3	20,391	0.9
Utah	69	1,529	2.9	3,957	1.5
Vermont	183	920	7.6	836	1.4
Virginia	91	5,129	3.4	6,116	0.8
Washington	64	4,465	3.5	9,190	1.4
West Virginia	97	1,207	3.3	1,631	0.9
Wisconsin	381	4,519	4.0	7,487	1.3
Wyoming	23	712	6.8	981	1.9
United States	9,221	219,736	3.7	355,442	1.2

Source: Institute of Museum and Library Services, *Public Libraries Survey, Fiscal Year 2008*,
http://harvester.census.gov/imls/pubs/pls/pub_detail.asp?id=130 (accessed November 2, 2010).

Data may not sum to totals due to rounding.